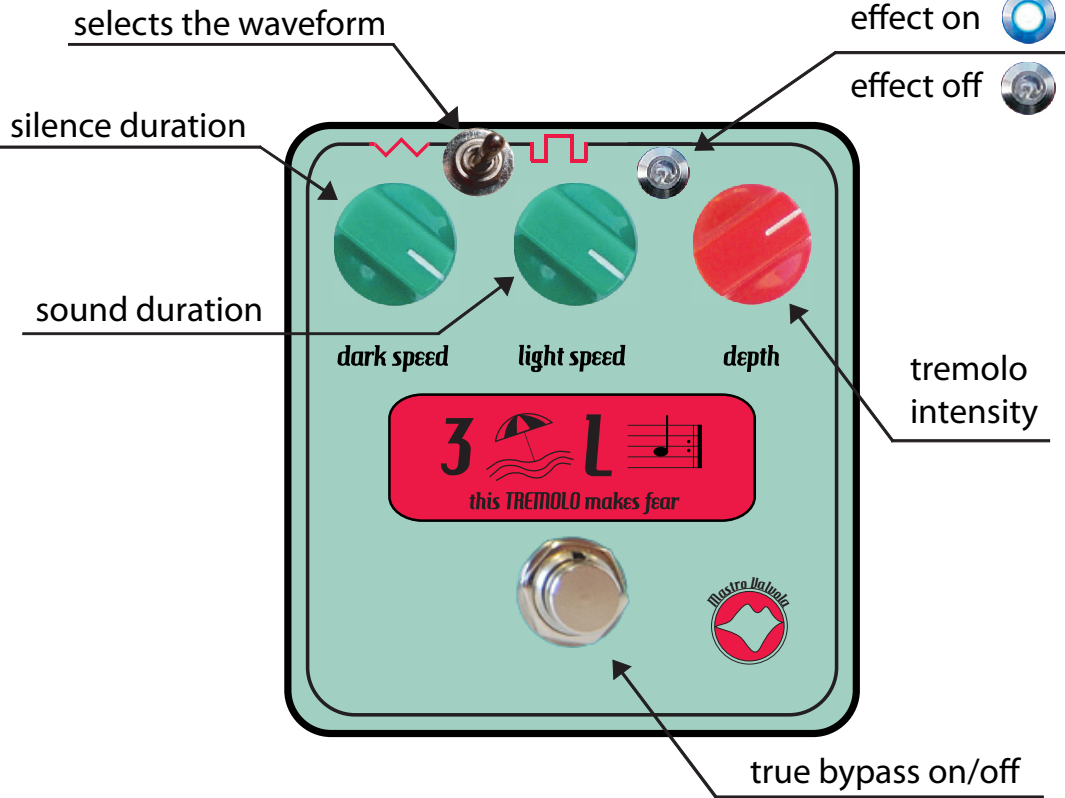




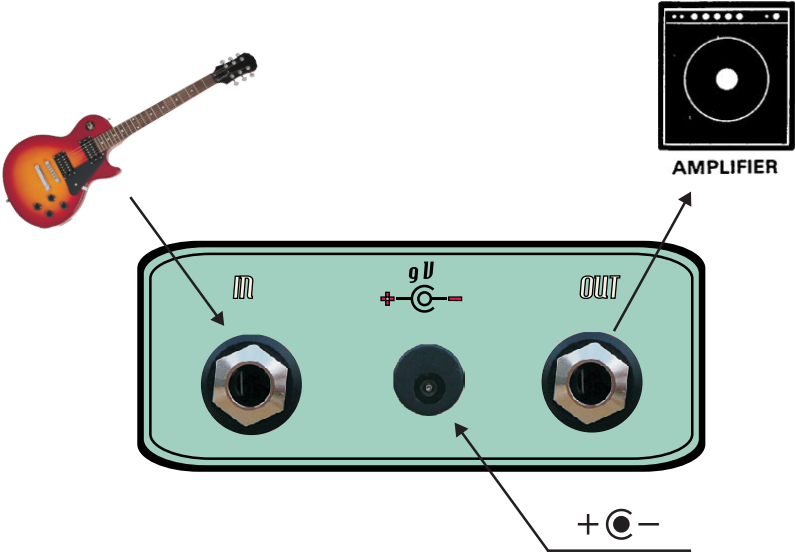
Owner's Manual



Front Panel

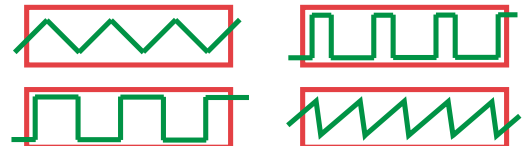


Rear Panel




This tremolo means business!


Tremarella is an OPTICAL tremolo which, in addition to the classic tremolo sounds, can also achieve a large number of variations, due to the opportunity it offers to choose between triangular or square sound waves, and between two frequency controls (“light speed” and “dark speed”), which allow the user to vary the geometry of these waves. A third potentiometer controls the depth of the sound effect.



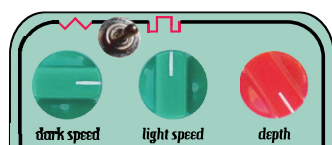
Settings




Classic Tremolo




Helicopter




Psychedelic



AC Shock



Bass Dance



Auto-Volume

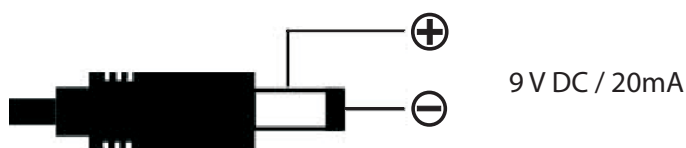
Changing the battery

To replace the battery following the step below:

1. loosen the screws at the base of the pedal, then remove the base of the pedal unit;
2. remove the old battery from the battery housing, and remove the snap cord connected to it;
3. connect the snap cord to the new battery, and place the battery into the housing;
4. close the pedal, insert the screws into the holes and fasten them securely.

Notes:

Can be powered by a battery or an optional AC/DC adaptor.



The input jack also works as the power switch.

Power is turned on whenever a plug is inserted into the input jack, and is turned off when the plug is disconnected. Keep the plug out from the jack when not in use. Inserting external power supply the battery is automatically disconnected.